



Metal  
Working  
Center

*by a quarter century  
of experience...*



# TRACTOR MOUNTED PORTABLE Mini BACKHOE LOADER



**with mini  
EQUIPMENT  
Do  
GREAT  
works!...**

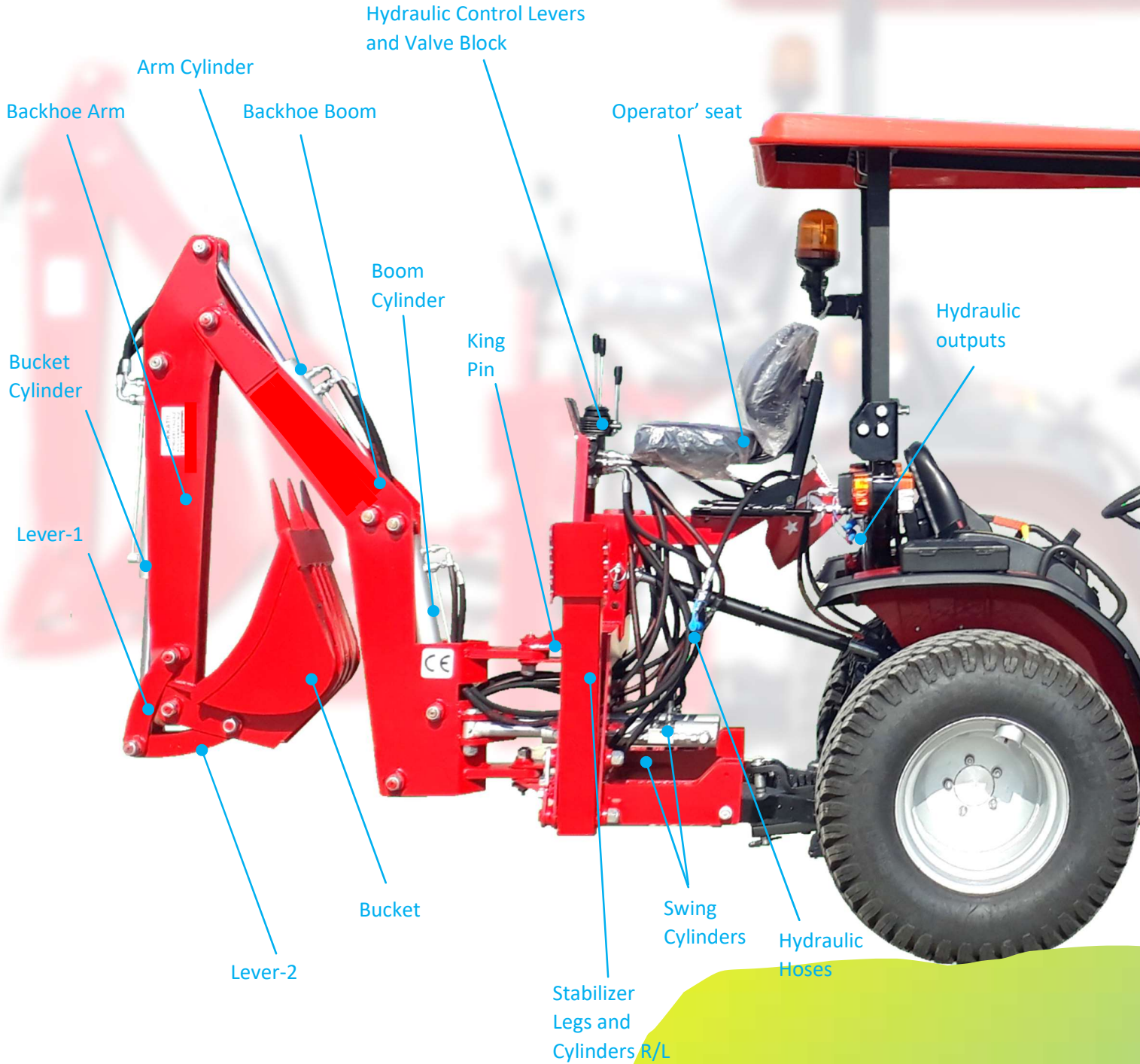

**METAL WORKING CENTER**  
Mühendislik Makine Sanayi ve Ticaret Ltd. Şti.  
Erzene Mh. Gençlik Cd. No:11  
35040, Bornova – İZMİR / TURKEY

[kemalonursenel@metalworkingcenter.com](mailto:kemalonursenel@metalworkingcenter.com)  
+90 532 702 95 00



[www.metalworkingcenter.com](http://www.metalworkingcenter.com)

# PORTABLE Mini BACKHOE



"METAL WORKING CENTER" reserves the right to make changes in the visuals, explanations, technical data shown in the brochure, without prior notice, in line with the understanding of continuous improvement and development.

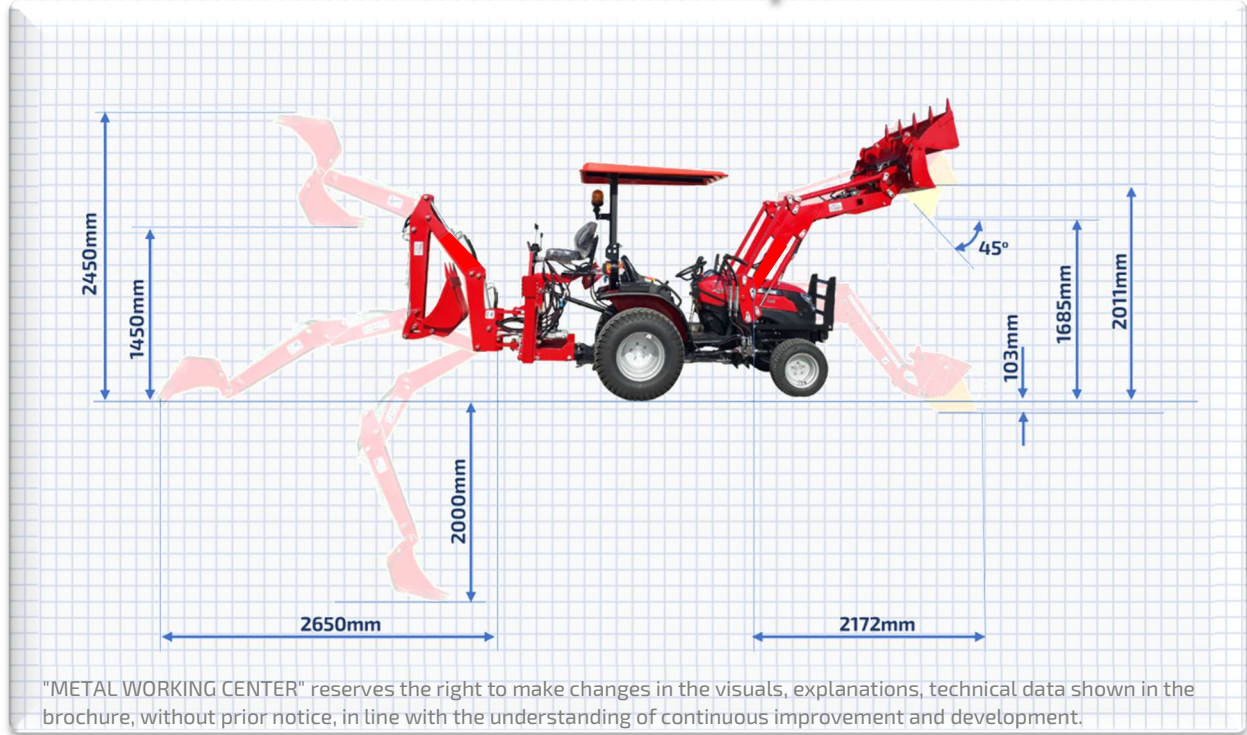


# PORTABLE Mini Loader



"METAL WORKING CENTER" reserves the right to make changes in the visuals, explanations, technical data shown in the brochure, without prior notice, in line with the understanding of continuous improvement and development.

## DIMENSIONS @ WORKING POSITIONS



## ATTACHING THE MINI BACKHOE TO THE TRACOR

Mini Backhoe takes power from the tractors' hydraulic system.

Pressure-in hydraulic hose is fixed to the tractor's hydraulic pressure out jack easily by using quick coupler.


Return hydraulic hose is also fixed to the tractor's oil tank by using adaptors and quick coupler faster.

The greasing nipples are located on the pins and bushes and can be reached easily.

A locker plate must be fitted onto the screw that at its opposite side when the equipment positioned as "road position" as seen on the picture at right hand side and must be fixed by using locking nut.

Mini Backhoe is attached to the tractors by using standard pins and 3-point lifting system easily.

Mini Backhoe is operated by hydraulic control valves by the operator sitting on the operator's seat.






## ATTACHING THE MINI LOADER TO THE TRACOR

Mini Loader is fixed onto the tractor by using the pins on the loader arm holder easily

Mini Loader is operated by joystick control lever.

Hydraulic adapters and quick couplers provide attaching/demounting the loader faster.


Hydraulic control valve block for the loader takes directives from the joystick and let the hydraulic cylinders move in correct direction.




"METAL WORKING CENTER" reserves the right to make changes in the visuals, explanations, technical data shown in the brochure, without prior notice, in line with the understanding of continuous



# TRACTOR MOUNTED PORTABLE Mini BACKHOE



## OPTIONAL EQUIPMENT




Canal Cleaning  
Bucket

Canal  
Bucket

General Purpose  
Bucket

Ripper  
Attachment



Colour option suitable with your tractors is available...

"METAL WORKING CENTER" reserves the right to make changes in the visuals, explanations, technical data shown in the brochure, without prior notice, in line with the understanding of continuous improvement and development.





# TRACTOR MOUNTED PORTABLE Mini Loader



## OPTIONAL EQUIPMENT



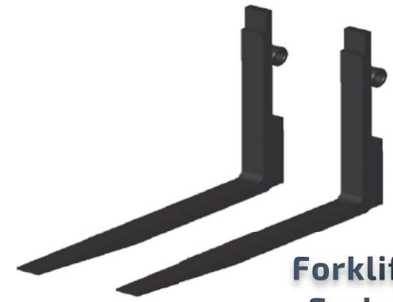
**Bale Clamping  
Attachment**



**General Purpose  
Front Bucket**



**Log Loading  
Attachment**



**Forklift  
Forks**



**Colour option suitable with your tractor is available...**

"METAL WORKING CENTER" reserves the right to make changes in the visuals, explanations, technical data shown in the brochure, without prior notice, in line with the understanding of continuous improvement and development.



*by a quarter century  
of experience...*

**mini  
DEV**

# TRACTOR MOUNTED PORTABLE Mini BACKHOE LOADER



The Mini Backhoe is a universal & portable equipment compatible with many other models of tractors. The loader part can also be disassembled and mounted. However, the dimensions of the chassis connection parts vary according to the tractor models and these parts are made according to the tractor model.